

Registration Fees

All fees are to be paid with money order or personal check from a U.S. bank account in U.S. funds or via credit card.

Visit www.AlpacaInfo.com or contact the office for a credit card authorization form or the full fee schedule.

Less than 2-years-old	\$60.00
2-years-old and older	\$85.00
Non-breeder and Gelding (any age)	\$25.00
DNA Re-testing (if required)	\$30.00

Payment By Check Policy

Providing a check as payment authorizes AOA to use the information from the check to make a one-time electronic fund transfer or to process the payment as a check transaction. If an electronic fund transfer is done, the financial institution will not return the check and funds may be withdrawn from the account on the same day the check is received.

Complete all sections of the registration and send to the office along with payment. Failure to complete all sections will delay your application.

Color Choice


Use the Natural Color Fiber Chart to determine your alpaca's colors. Charts can be purchased from the AOA website. Part the alpaca's fiber and match the fleece color closest to the skin to the color chart. If the color is between two colors, pick the darker shade. The 16 natural alpaca fiber colors are:

White	100 ..	WH	Medium Brown	301 ..	MB	Dark Silver Grey	404 ..	DSG
Beige	201 ..	BG	Dark Brown	410 ..	DB	Light Rose Grey	408 ..	LRG
Light Fawn	202 ..	LF	Bay Black	360 ..	BB	Medium Rose Grey ..	211 ..	MRG
Medium Fawn	204 ..	MF	True Black	500 ..	TB	Dark Rose Grey	306 ..	DRG
Dark Fawn	205 ..	DF	Light Silver Grey	401 ..	LSG			
Light Brown	209 ..	LB	Medium Silver Grey ..	402 ..	MSG			

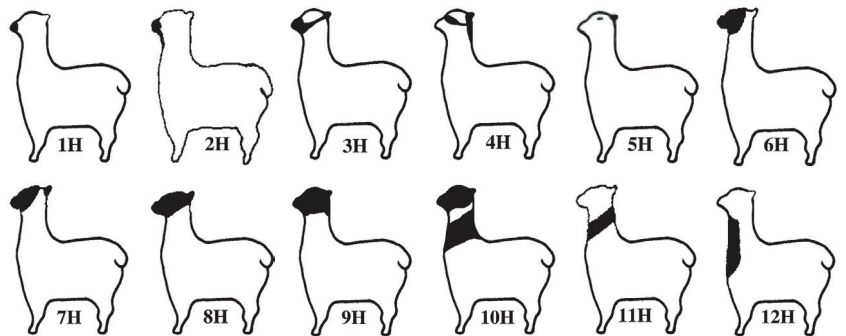
Alpaca Color Patterns

Choose the color patterns that most closely represents your alpaca's patterns. The dark portions of the diagrams represent the pattern.

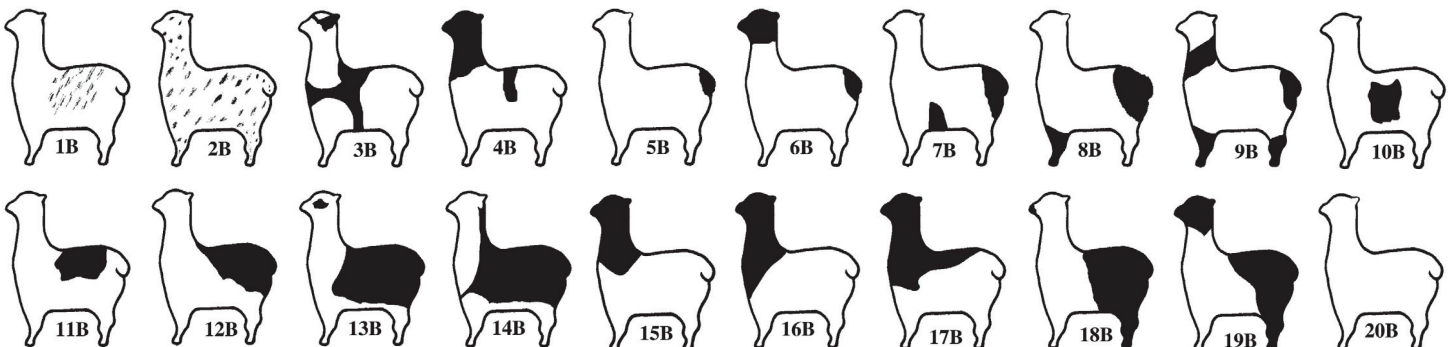
Legs



Head and Neck



Body





Application for Registration

Alpaca Owners Association, Inc. • 8300 Cody Dr, Ste A • Lincoln, NE 68512
402.437.8484 • www.AlpacaInfo.com

Indicated Owner Registering To

Acct Number: _____ (must have prior to registration)
Name (first & last): _____
Phone Number: _____
Email: _____

Additional Indicated Owner Registering To

Acct Number: _____ (must have prior to registration)
Name (first & last): _____
Phone Number: _____
Email: _____

Indicated Owner Signature

Signature (only one is necessary): _____

More than two indicated owners? Attach additional sheets with the above information.

Cria Information

Barcode Number (back of blood card): _____ (This number becomes the alpaca's registry number for life.)

Was this alpaca born as a result of artificial insemination (AI)? (circle one): Yes No **If Yes, Semen Collection Date:** _____
month / day / year

Was this alpaca born as a result of embryo transfer (ET)? (circle one): Yes No

If ET Alpaca, Do you certify that the recipient dam is an alpaca? (circle one): Yes No **Embryo Implant Date:** _____
month / day / year

Estimated Date of Conception: _____ Date of Birth: _____ Breed (circle one): Huacaya Suri
month / day / year month / day / year

Gender (circle one): Female Male Gelding Female Non-breeder Male Non-breeder _____
Date Marked Non-breeder/Gelding

Breeder Identifier to be used in name (if desired): _____

Use of Breeder Identifier (circle one): [Breeder ID] Alpaca Name [Breeder ID]'s Alpaca Name
Alpaca Name [Breeder ID] Alpaca Name of [Breeder ID]

Alpaca Name (without Breeder ID)—First Choice: _____

Alpaca Name (without Breeder ID)—Second Choice: _____

Country of Birth: _____ Country of Residence: _____

Primary Color: _____ Secondary Color: _____ Tertiary Color: _____
Must select color(s) from the AOA Natural Color Fiber Chart (for greatest accuracy, check fleece closest to skin) or the color list on the application form.

Pattern—Head: _____ Pattern—Legs: _____ Pattern—Body: _____
Select the patterns from the diagrams on the application form. Please select the patterns that most closely represents your alpaca.

Microchip Number: _____ Manufacturer (circle one): Avid Destron Other: _____

Chip Location (circle one): Base of Right Ear Base of Left Ear Base of Tail Other: _____

Ear Tag Number: _____ Tag Location (circle one): Right Ear Left Ear

Birth Weight (must be taken on date of birth): _____ Date Taken: _____

Birthing Ease: _____ Date Taken: _____ Weaning Weight: _____ Date Taken: _____

Sire of Cria Listed

Registry Number: _____

Name: _____

Acct. Number: _____

Signature (sire owner at time of breeding):

Dam of Cria Listed

Registry Number: _____

Name: _____

Acct. Number: _____

Signature (dam owner at time of birth):

Signature (dam owner at time of conception):
